

DECOROUS INVESTMENT & TRADING CO. LTD. *etc*

Office: 1748/55, First Floor, Naiwala, Karol Bagh, New Delhi 110005

Tel No.: 011 - 2875 4317, Email Id: decorous1982@gmail.com

19th July, 2014

To
The Manager
Listing Department
Delhi Stock Exchange Limited
DSE House, Asaf Ali Road,
New Delhi-110002

**Sub : SHARE-HOLDING PATTERN
Quarter ended 30.06.2014**

Dear Sir/Madam,

We submit & enclose the following:-

1. Share-holding Pattern as at 30th June 2014
Authorised Capital and Paid-up Capital stands at Rs. 125 Lacs and Rs. 20 Lacs respectively consisting of 2,00,000 Equity Shares of Rs. 10/-
2. Complete List of Directors with PAN and DIN and Address

Kindly take it on record, do the needful and oblige.

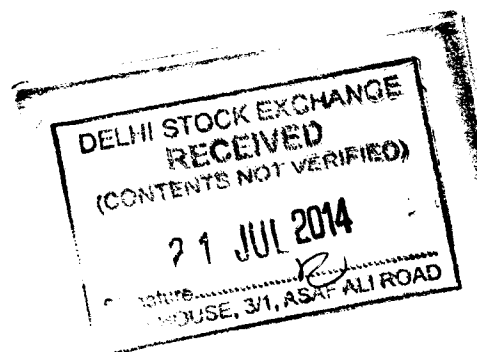
Kindly let us know if we have to submit any other information, papers, etc.

For ~~Decorous Investment & Trading Co. Ltd.~~

~~For Decorous Investment & Trading Co. Ltd.~~

~~Director / Auth. Signatory~~
Director / Auth. Signatory

Encl : As Above




**Introductory sub-table 1(a)
Statement showing Shareholding Pattern**

Name of the Company: DECOROUS INVESTMENT & TRADING CO. LIMITED

Scrip Code- DSE, Name of the scrip, class of security: Equity

Quarter ended: 30-06-2014

Partly paid-up shares:-	No. of partly paid-up shares	As a % of total no. of partly paid-up shares	As a % of total no. of shares of the company
Held by promoter/promoter group	0	0	0
Held by public	0	0	0
Total	0	0	0
Outstanding convertible securities:-	No. of outstanding securities	As a % of total no. of outstanding convertible securities	As a % of total no. of shares of the company, assuming full conversion of the convertible securities
Held by promoter/promoter group	0	0	0
Held by public	0	0	0
Total	0	0	0
Warrants:-	No. of warrants	As a % of total no. of warrants	As a % of total no. of shares of the company, assuming full conversion of warrants
Held by promoter/promoter group	0	0	0
Held by public	0	0	0
Total	0	0	0
Total paid-up capital of the company, assuming full conversion of warrants and convertible securities	2000000		




For Decorous Investment & Trading Co. Ltd.

Director/Authorised Signatory

Statement Showing Shareholding Pattern

Category code	Category of Shareholder	Number of Shareholders	Table (I)(a)			Total shareholding as a percentage of total number of shares		Shares Pledged or otherwise encumbered	
			Total number of shares	Number of shares held in dematerialized form	As a percentage of (A+B) ¹	As a percentage of (A+B+C)	Number of shares	As a percentage	
(I)	(II)	(III)	(IV)	(V)	(VI)	(VII)	(VIII)	(IX) = (VIII)/(IV)*100	
(A)	Shareholding of Promoter and Promoter Group ²								
1	Indian								
(a)	Individuals/ Hindu Undivided Family	0	0	0	0.00	0.00	0	0.00	
(b)	Central Government/ State Government(s)				0.00	0.00	0	0.00	
(c)	Bodies Corporate	6	72700	0	36.35	36.35	0	0.00	
(d)	Financial Institutions/ Banks				0.00	0.00		0.00	
(e)	Any Others(Specify)				0.00	0.00		0.00	
(e-i)					0.00	0.00		0.00	
(e-ii)		6	72700	0	36.35	36.35	0	0.00	
	Sub Total(A)(1)								
2	Foreign								
a	Individuals (Non-Residents)								
	Individuals/ Foreign Individuals	0	0	0	0.00	0.00	0	0.00	
	Bodies Corporate	0	0	0	0.00	0.00	0	0.00	
	Institutions	0	0	0	0.00	0.00	0	0.00	
	Qualified Foreign Investor	0	0	0	0.00	0.00	0	0.00	
	Any Others(Specify)	0	0	0	0.00	0.00	0	0.00	
e-i									
e-ii		0	0	0	0.00	0.00	0	0.00	
	Sub Total(A)(2)								
	Total Shareholding of Promoter and Promoter Group (A)= (A)(1)+(A)(2)	6	72700	0	36.35	36.35	0	0.00	



(C)	Shares held by Custodians and against which Depository Receipts have been issued												
1	Promoter and Promoter Group											0	0.00
2	Public											0	0.00
	Sub-Total (C)	0	0	0								0	0.00
	GRAND TOTAL (A)+(B)+(C)	475	200000	0								0	0.00



(D)(b) Statement showing holding of securities (including shares, warrants, convertible securities) of persons belonging to the category "Promoter and Promoter Group"


Sr. No.	Name of the shareholder (i)	Details of Shares held		Encumbered shares (*)		Details of warrants		Details of convertible securities		Total shares (including underlying shares assuming full conversion of securities) as a % of diluted share capital
		Number of shares held	As a % of grand total (A)+(B)+(C)	No.	As a % of grand total (A)+(B)+(C) of sub-clause (i)(a)	Number of warrants held	As a % of total number of warrants of the same class	Number of convertible securities held	As a % of total number of convertible securities of the same class	
		(iii)	(iv)	(v)	(vi) = (v)/(iii)*100	(vii)	(ix)	(x)	(xi)	(xii)
1	Aditya Estates Pvt Ltd	24300	12.15	0	0	0	0	0	0	0
2	P R Holdings Ltd	9600	4.8	0	0	0	0	0	0	0
3	Buckingham Industries Ltd	9800	4.9	0	0	0	0	0	0	0
4	Swaglam Trading & Services Ltd	9600	4.8	0	0	0	0	0	0	0
5	Jeevan Commercial Ltd	9600	4.8	0	0	0	0	0	0	0
6	Antique Holdings P Ltd	9800	4.9	0	0	0	0	0	0	0
TOTAL		72700	36.35	-	-	-	-	-	-	-

(*) The term "encumbrance" has the same meaning as assigned to it in regulation 29(3) of the SAST Regulations, 2011




D)(c)(i) Statement showing holding of securities (including shares, warrants, convertible securities) of persons belongi category "Public" and holding more than 1% of the total number of shares

Sr. No.	Name of the shareholder	Number of shares held	Shares as a percentage of total number of shares {i.e., Grand Total (A)+(B)+(C) indicated in Statement at para (I)(a) above}	Details of warrants		Details of convertible securities		Total shares (including underlying shares assuming full conversion of warrants and convertible securities) as a % of diluted share capital
				Number of warrants held	As a % total number of warrants of the same class	Number of convertible securities held	% w.r.t total number of convertible securities of the same class	
1	RAKESH KUMAR GARG	7300	3.65	0	NIL	0	NIL	7300
2	GAURAV MOHAN	6800	3.40	0	NIL	0	NIL	6800
3	NEELAM	5000	2.50	0	NIL	0	NIL	5000
4	GARVIT SINGHVI	5000	2.50	0	NIL	0	NIL	5000
5	RAMESH KUMAR CHAUDHARI	5000	2.50	0	NIL	0	NIL	5000
6	RAJESH GOEL HUF	5000	2.50	0	NIL	0	NIL	5000
7	MADHU SHARMA	5000	2.50	0	NIL	0	NIL	5000
8	REKHA KUMARI	5000	2.50	0	NIL	0	NIL	5000
9	SAMEER JAIN HUF	5000	2.50	0	NIL	0	NIL	5000
10	PRATIBHA	5000	2.50	0	NIL	0	NIL	5000
11	SARGAM AGARWAL	5000	2.50	0	NIL	0	NIL	5000
12	MOHINDER	5000	2.50	0	NIL	0	NIL	5000
13	ASHA SABHARWAL	4900	2.45	0	NIL	0	NIL	4900
14	ANSHUL JAIN	4800	2.40	0	NIL	0	NIL	4800
15	SUSHILA DEVI AGGARWAL	4800	2.40	0	NIL	0	NIL	4800
16	YOGESH GOEL	4700	2.35	0	NIL	0	NIL	4700
	TOTAL	83300	41.65	0	NIL	0	NIL	83300



(D)(c)(ii) Statement showing holding of securities (including shares, warrants, convertible securities) of persons (together with PAC) belonging to the category "Public" and holding more than 5% of the total number of shares of the company

Sr. No.	Name(s) of the shareholder(s) and the Persons Acting in Concert (PAC) with them	Number of shares	Shares as a percentage of total number of shares i.e., Grand Total (A)+(B)+(C) indicated in Statement at para (D)(a) above)	Details of warrants		Details of convertible securities		Total shares (including underlying shares assuming full conversion of warrants and convertible securities) as a % of diluted share capital
				Number of warrants	As a % total number of warrants of the same class	Number of convertible securities held	% w.r.t total number of convertible securities of the same class	
	Nil	0	0.00	0	0	0	0	0
	TOTAL	0	0.00	0	0	0	0	0



(D)(d) Statement showing details of locked-in shares

Sr. No.	Name of the shareholder	Number of locked-in shares	Locked-in shares as a percentage of total number of shares {i.e., Grand Total (A)+(B)+(C) indicated in Statement at para (D)(a) above}
1			0.00
2			0.00
3			0.00
4			0.00
5			0.00
6			0.00
7			0.00
8			0.00
9			0.00
TOTAL		0	0.00

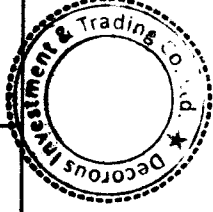


(II)(a) Statement showing details of Depository Receipts (DRs)

Sr. No.	Type of outstanding DR (ADRs, GDRs, SDRs, etc.)	Number of outstanding DRs	Number of shares underlying outstanding DRs	Shares underlying outstanding DRs as a percentage of total number of shares (i.e., Grand Total (A)+(B)+(C) indicated in Statement at para (I)(a) above)
1				0.00
2				0.00
3				0.00
4				0.00
5				0.00
6				0.00
7				0.00
8				0.00
9				0.00
TOTAL		0	0	0.00

(II)(b) Statement showing holding of Depository Receipts (DRs), where underlying shares held by "promoter/promoter group" are in excess of 1% of the total number of shares

Sr. No.	Name of the DR Holder	Type of outstanding DR (ADRs, GDRs, SDRs, etc.)	Number of shares underlying outstanding DRs	Shares underlying outstanding DRs as a percentage of total number of shares {i.e., Grand Total (A)+(B)+(C) indicated in Statement at para (I)(a) above}
1				0.00
2				0.00
3				0.00
4				0.00
5				0.00
6				0.00
7				0.00
8				0.00
9				0.00
TOTAL				0.00



For Decorous Investment & Trading Co. Ltd.

[Signature]
Director/Authorised Signatory

DECOROUS INVESTMENT AND TRADING CO. LTD.

LIST OF PROMOTERS

AS ON : 30/06/2014

TOTAL SHARES 200000

S.NO	FOLIO NO.	NAME OF SHARE HOLDER	SHR HELD	%
1	DA-05	ADITYA ESTATES PVT.LTD	24300	12.15
2	DA-03	ANTIQUE HOLDINGS PVT.LTD.	9800	4.90
3	DB-01	BUCKINGHAM INDUSTRIES LTD.	9800	4.90
4	DJ-01	JEEWAN COMMERCIAL LTD.	9600	4.80
5	DS-01	SWAGTAM TRADING & SERVICES LTD.	9600	4.80
6	DP-01	P R HOLDINGS LTD.	9600	4.80
TOTAL-->			72700	36.35

